


Afrikaans

Grade 3

Reading and Reading
Comprehension




Objectives

Read Afrikaans with greater fluency.

Answer questions about the story.





Choral read and listen to the story.
After each slide, pause and try to
read on your own. Try to answer
the questions at the end of the
story.

Zots Gaan Skool Toe





Abby en Zots is beste maats.
Zots kom van die buitenste
ruimte.




"Ek wil skool toe gaan!"
sê Zots.





Die klok lui. Zots gil.
"Dit is tyd om te leer,"
sê Abby.



Die onderwyser praat.
Zots burp.
"Dit is tyd om te luister,"
sê Abby.





Die kinders skryf. Zots snork.
"Dit is tyd om te werk,"
sê Abby.



Die kinders lees. Zots praat.
"Dit is tyd om te fokus,"
sê Abby.





Die kinders sing.
Zots brom.
"Dit is tyd om te probeer,"
sê Abby.



Die kinders verf.
Zots eet.
"Dit is tyd om jou te gedra,"
sê Abby.





Die klok lui. Zots gil.
"Dit is tyd om te speel,"
sê Abby.




"Dit is my gunsteling tyd,"
sê Zots.



I. Hoe verskil Zots van Abby?


How is Zots different from Abby?



- a. **Zots hou daarvan om te speel.**
Zots likes to play.
- b. **Zots is van die buitenste ruimte.**
Zots is from outer space.
- c. **Zots wil skool toe gaan.**
Zots wants to go to school.

I. Hoe verskil Zots van Abby?

How is Zots different from Abby?



a. **Zots hou daarvan om te speel.**
Zots likes to play.

b. **Zots is van die buitenste ruimte.**
Zots is from outer space.

c. **Zots wil skool toe gaan.**
Zots wants to go to school.

2. Waar vind die grootste deel van die storie plaas?

Where does most of the story take place?



a. **By Abby se huis.**

At Abby's house.

b. **Op 'n bus.**

On a bus.

c. **By die skool.**

At the school.

2. Waar vind die grootste deel van die storie plaas?

Where does most of the story take place?



a. **By Abby se huis.**

At Abby's house.

b. **Op 'n bus.**

On a bus.

c. **By die skool.**

At the school.

3. Wanneer die klok lui, _____.

When the bell rings, _____



a. **gil Zots.**
Zots screams.

b. **praat Zots.**
Zots talks.

c. **burp Zots.**
Zots burps.

3. Wanneer die klok lui, _____.

When the bell rings, _____



a. **gil Zots.**
Zots screams.

b. **praat Zots.**
Zots talks.

c. **burp Zots.**
Zots burps.

4. Wat is die probleem in die storie?

What is the problem in the story?



a. Zots weet nie hoe om by die skool te kom nie.

Zots doesn't know how to get to school.

b. Zots weet nie hoe om op te tree by die skool.

Zots doesn't know how to act at school.

c. Zots weet nie hoe om te sit by die skool.

Zots doesn't know how to sit at school.

4. Wat is die probleem in die storie?

What is the problem in the story?



a. Zots weet nie hoe om by die skool te kom nie.

Zots doesn't know how to get to school.

b. Zots weet nie hoe om op te tree by die skool.


Zots doesn't know how to act at school.

c. Zots weet nie hoe om te sit by die skool.

Zots doesn't know how to sit at school.

5. Abby sê vir Zots dat hy na die onderwyser moet _____.

Abby tells Zots to _____ to the teacher.




a. **werk**
work

b. **fokus**
focus

c. **luister.**
listen

5. Abby sê vir Zots dat hy na die onderwyser moet _____.

Abby tells Zots to _____ to the teacher.



a. **werk**
work

b. **fokus**
focus

c. **luister.**
listen

You are a star.

