



Afrikaans

Grade 5


Writing a Story




What do you need?




paper



coloured pencils



pencil



School Dictionary
AFRIKAANS-ENGELS
ENGELS-AFRIKAANS



eraser



sharpener

Objectives

Will be able to write a story in Afrikaans.



Ontwerp jou eie voorskoot met 'n bonatuurlike-krag.

Design your own apron with a superpower.



'n Paar reëls.


A few rules.



Ontwerp *Design*

Requirements

- Choose a superpower
- Draw your apron
- Sign your badge
- Name your apron



•• Gebruik jou voorskoot om 'n storie te skryf. ••

Use your apron to write a story.



Wie gaan jou hoofkarakter wees?

Who is going to be your main character?



2min



••
••
Wie gaan nog in jou storie wees?

Who is also going to be in your story?



Dit is 'n
verassing!



••
•• Besluit wat gaan in jou storie gebeur.

Decide what will happen in your story.



2min

Wat gaan
gebeur?




Hoe begin jou storie?

How does your story begin?




2min

begin



Hoe gaan jou storie eindig?

How will your story end?



Rofwerk

Rough draft



30min

Paragraaf 1: Eendag was daar _____

Paragraph 1: Once there was

Paragraaf 2: Op 'n dag gebeur daar _____ en _____

Paragraph 2: One day something happened

en

Paragraaf 3: Toe _____,

Paragraph 3: Then

maar _____

but

Paragraaf 4: Uiteindelijk _____,

Paragraph 4: Finally

want _____

because



Proef lees

Edit



10min

You're a Super Writer

